

COMMONWEALTH OF KENTUCKY

JUSTICE & PUBLIC SAFETY CABINET



2013 Overdose Fatality Report

KENTUCKY OFFICE OF DRUG CONTROL POLICY

J. Michael Brown, Secretary
Justice & Public Safety Cabinet

Van Ingram, Executive Director
Office of Drug Control Policy

Table of Contents

Introduction	Page 3
Overdose Deaths by County	Page 6
Kentucky Rate of Deaths Due to Drug Overdose by County (map).....	Page 11
2013 Medical Examiner Report: Statewide Accidents by Major Causes of Death	Page 12
Statewide Drugs Most Frequently Detected in the Blood of Overdose Victims.....	Page 13
Statewide Overdose Deaths by Age, Race, Gender, County And Drugs Involved	Page 14

Introduction

Substance abuse, particularly the diversion and abuse of prescription drugs, is one of the most critical public health and safety issues facing Kentucky. Over the past decade, the number of Kentuckians who die from drug overdoses has steadily climbed to more than 1,000 each year, exacting a devastating toll on families, communities, social services and economic stability and growth.

In an effort to reverse the trend, the Commonwealth has implemented a number of program and policy initiatives, including but not limited to the statewide use of prescription drug monitoring programs, expanded availability of substance abuse treatment opportunities, and the enactment of laws (House Bill 1 from the 2012 Special Session and House Bill 217 from the 2013 Regular Session) specifically addressing the availability of prescription medications.

HB 1 mandates that the Office of Drug Control Policy, in cooperation with the Kentucky Medical Examiners Office, prepare and publish an annual public report to the Secretary of the Justice and Public Safety Cabinet to include:

- (1) The number of drug-related deaths;
- (2) The decedent's age, race, and gender but not his or her name or address;
- (3) The counties in which those deaths occurred;
- (4) The scientific, trade, or generic names of the drugs involved; and
- (5) The method by which the drugs were obtained, when available.

This report was compiled utilizing data from the Kentucky Medical Examiners Office, the Kentucky Injury Prevention & Research Council, and the Kentucky Office of Vital Statistics.

Highlights of the 2013 findings include:

- **Kentucky overdose fatalities stayed relatively steady in 2013. Overdose deaths in Kentucky regardless of the residency of the decedent numbered 1007 as tabulated by July 2014, compared to 1004 overdose deaths counted in the 2012 report.¹**

¹ Number of 2013 known overdose deaths as of July, 2014. A small number of overdose deaths may still be reported for the previous year after this date. For comparison purposes, the 2012 Overdose Fatality Report indicated 1004 deaths; by the end of 2013, the final number of overdose deaths for 2012 was 1070.

- Autopsied overdose deaths attributed to the use of heroin increased. Of the 722 deaths autopsied by the Kentucky Medical Examiner last year that were determined to be from a drug overdose, 230, or 31.9 percent, were attributed to heroin, compared to 143, or 19.6 percent, in 2012.
- Jefferson County had the most overdose deaths of any county, with 191.
- The largest increase in overdose fatalities occurred in Fayette County, with 86 deaths in 2013 compared to 74 in 2012.
- The largest decrease occurred in Campbell County, with 22 fewer fatalities in 2013 than 2012 (33 versus 55, respectively). Other counties with significant declines in 2013 include Pike (12 fewer), Clark (10 fewer), and Madison (10 fewer).
- Overdose deaths in many Eastern Kentucky counties, when compared by 100,000 population, 2013 data, showed high rates. The top 6 counties by overdose deaths per 100,000 people for 2013 are:

Bell County	93.2 per 100,000
Clinton County	49.3 per 100,000
Breathitt County	44.3 per 100,000
Floyd County	43.9 per 100,000
Perry County	42.8 per 100,00
Harlan	42.1 per 100,000

**Counties with less than 5 deaths were not calculated*

A review of cases autopsied by the Kentucky Medical Examiner’s Office indicates that in 2013:

- Morphine was the most detected controlled substance in overdose deaths, present in 43.49% of all autopsied cases.
- Alprazolam was next at 34.76%, followed by 6 monoacetylmorphine (heroin) at 32%, hydrocodone at 24.79%, and oxycodone at 19.94%

- The youngest overdose fatality was 18 years old, and the oldest was 78 years old.
- The top five counties for heroin detected in overdose deaths, according to data from Kentucky Medical Examiner and coroner reports, include:

1) Jefferson County	105
2) Fayette County	35
3) Kenton County	34
4) Boone County	22
5) Campbell County	16

Overdose Deaths by County

The following chart lists the number of drug overdose deaths by county for 2011 and 2012, as well as the rate of overdose deaths per 100,000 persons for both years combined.

Information provided by the Kentucky Injury Prevention & Research Council and the Kentucky Office of Vital Statistics

**Please note: The Office of Vital Statistics does not report an exact number if county deaths are less than 5 persons.*

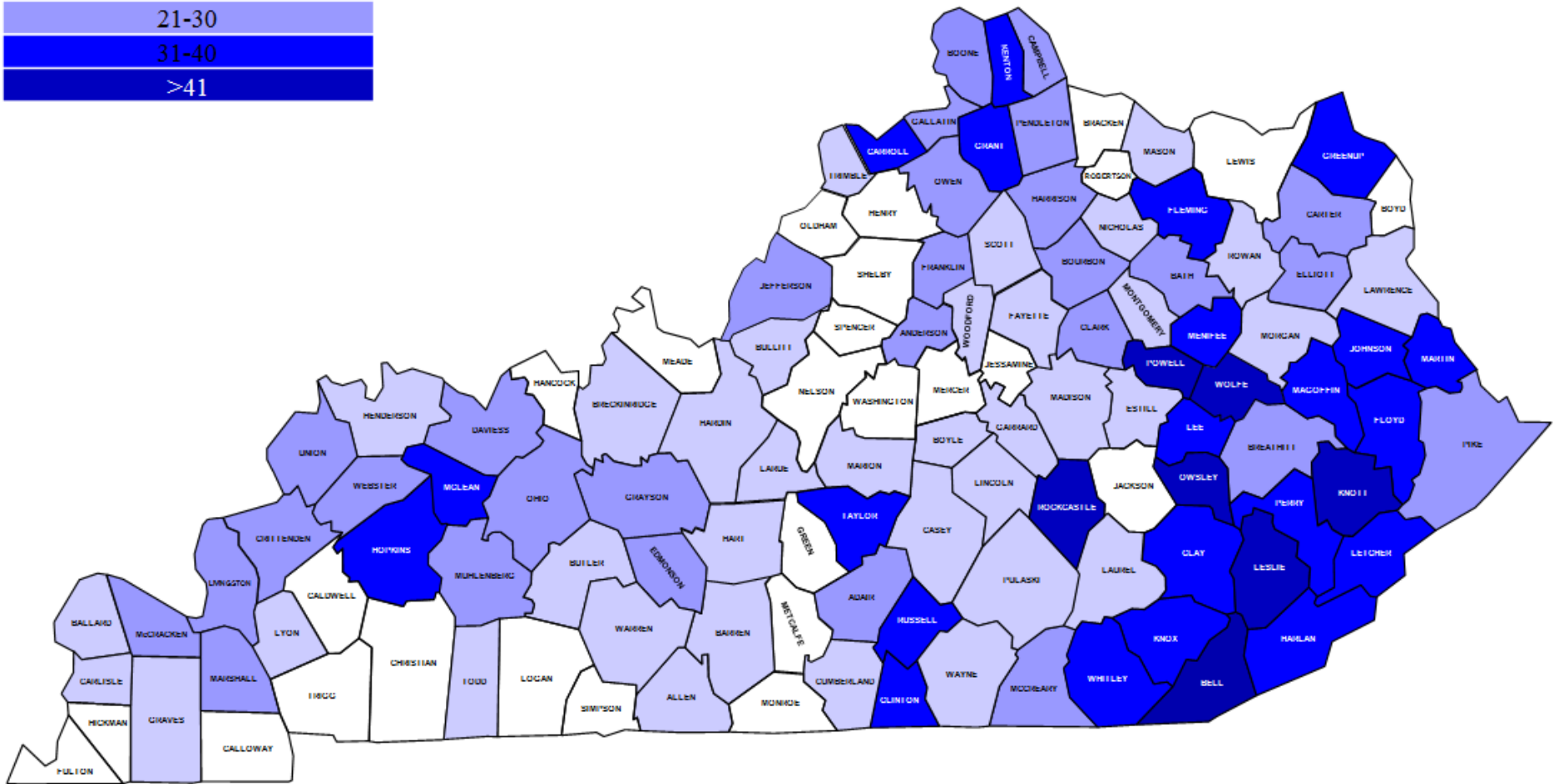
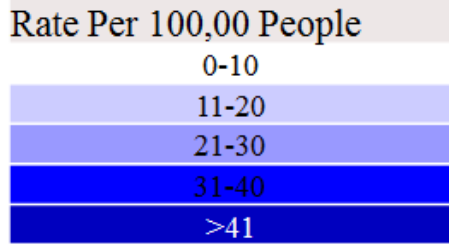
County of death	Number of deaths due to drug overdose*			2013 county population	Drug overdose deaths in the county per 100,000 county residents - 2013
	2011	2012	2013		
Adair	<5	<5	5	18,732	26.7
Allen	<5	<5	<5	20,311	not calculated
Anderson	<5	5	5	21,811	22.9
Ballard	<5	0	0	8,332	0.0
Barren	<5	5	9	43,027	20.9
Bath	<5	<5	<5	11,961	not calculated
Bell	19	15	26	27,885	93.2
Boone	27	34	36	124,442	28.9
Bourbon	<5	<5	5	19,998	25.0
Boyd	14	12	9	48,886	18.4
Boyle	<5	<5	<5	29,013	not calculated
Bracken	<5	0	<5	8,416	not calculated
Breathitt	<5	9	6	13,545	44.3
Breckinridge	<5	<5	<5	20,040	not calculated
Bullitt	12	18	14	76,854	18.2
Butler	<5	<5	<5	12,793	not calculated
Caldwell	<5	0	0	12,823	0.0
Calloway	<5	<5	5	37,657	13.3
Campbell	29	55	33	90,988	36.3
Carlisle	0	0	<5	5,001	not calculated
Carroll	<5	<5	<5	10,953	not calculated
Carter	<5	<5	<5	27,202	not calculated
Casey	<5	<5	<5	16,067	not calculated
Christian	6	6	9	74,167	12.1

County of death	Number of deaths due to drug overdose*			2013 county population	Drug overdose deaths in the county per 100,000 county residents - 2013
Clark	12	19	9	35,614	25.3
Clay	23	9	9	21,364	42.1
Clinton	6	10	5	10,146	49.3
Crittenden	<5	<5	<5	9,255	not calculated
Cumberland	<5	<5	<5	6,789	not calculated
Daviess	11	14	25	98,218	25.5
Edmonson	<5	5	<5	12,062	not calculated
Elliott	<5	<5	<5	7,637	not calculated
Estill	9	8	6	14,488	41.4
Fayette	70	74	86	308,428	27.9
Fleming	<5	0	6	14,508	41.4
Floyd	38	18	17	38,728	43.9
Franklin	8	5	15	49,648	30.2
Fulton	<5	<5	0	6,385	0.0
Gallatin	<5	<5	<5	8,474	not calculated
Garrard	5	<5	<5	16,915	not calculated
Grant	6	13	8	24,753	32.3
Graves	<5	7	5	37,451	13.4
Grayson	12	9	6	25,997	23.1
Green	0	<5	<5	11,180	not calculated
Greenup	12	5	11	36,519	30.1
Hancock	0	<5	0	8,687	0.0
Hardin	11	10	10	108,191	9.2
Harlan	10	12	12	28,499	42.1
Harrison	<5	<5	5	18,518	27.0
Hart	<5	<5	<5	18,573	not calculated
Henderson	<5	7	6	46,347	12.9
Henry	<5	0	0	15,445	0.0
Hickman		0	0	4,745	0.0
Hopkins	11	5	19	46,634	40.7
Jackson	0	0	0	13,427	0.0
Jefferson	153	191	191	756,832	25.2
Jessamine	8	6	<5	50,173	not calculated
Johnson	16	9	7	23,449	29.9
Kenton	57	59	65	163,145	39.8
Knott	8	10	<5	15,976	not calculated
Knox	19	13	7	31,790	22.0
Larue	0	0	<5	14,064	not calculated
Laurel	18	19	6	59,563	10.1

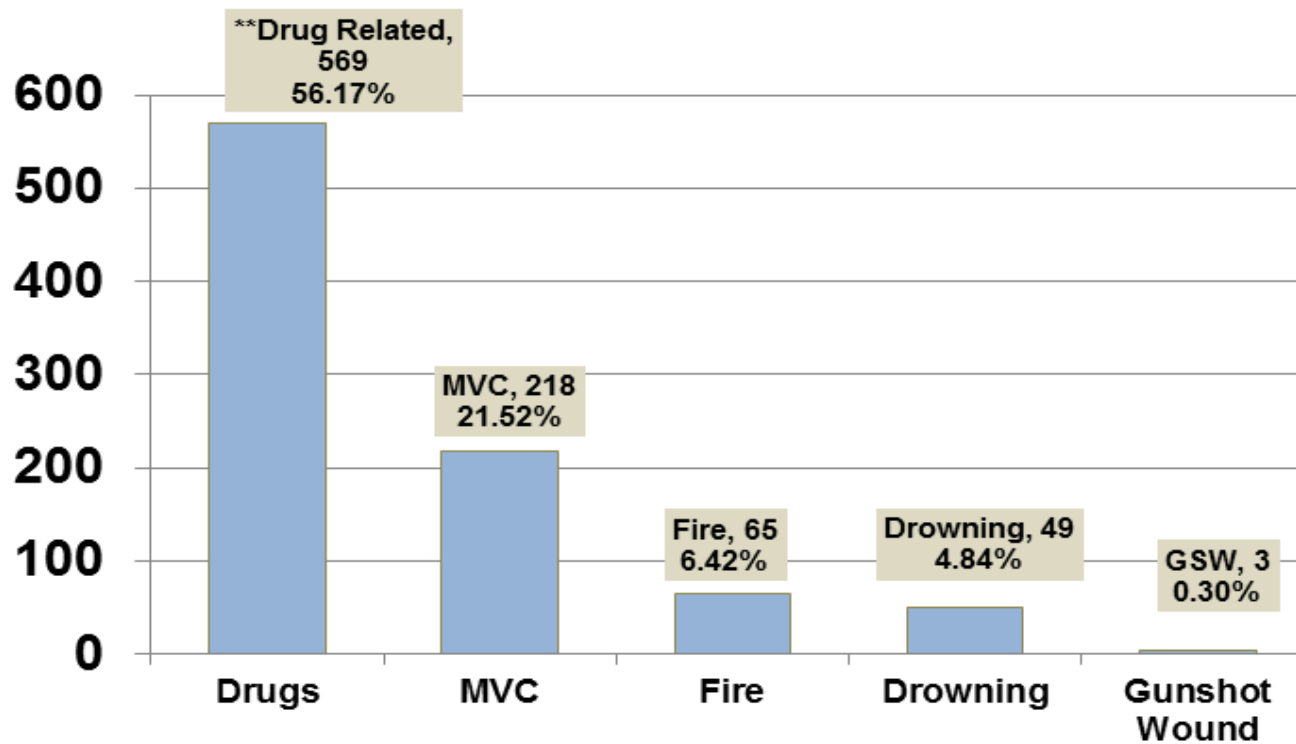
County of death	Number of deaths due to drug overdose*			2013 county population	Drug overdose deaths in the county per 100,000 county residents - 2013
Lawrence	<5	8	5	15,856	31.5
Lee	<5	0	<5	7,260	not calculated
Leslie	7	8	<5	11,019	not calculated
Letcher	19	11	9	23,619	38.1
Lewis	<5	<5	0	13,806	0.0
Lincoln	12	8	<5	24,370	not calculated
Livingston	<5	<5	<5	9,359	not calculated
Logan	<5	<5	<5	26,876	not calculated
Lyon	<5	<5	<5	8,451	not calculated
McCracken	15	21	18	65,373	27.5
McCreary	0	<5	<5	17,989	not calculated
McLean	<5	<5	<5	9,496	not calculated
Madison	16	21	11	85,590	12.9
Magoffin	11	<5	<5	12,950	not calculated
Marion	5	6	<5	20,045	not calculated
Marshall	6	6	9	31,107	28.9
Martin	6	5	<5	12,647	not calculated
Mason	<5	6	<5	17,278	not calculated
Meade	<5	<5	<5	29,210	not calculated
Menifee	<5	0	0	6,288	0.0
Mercer	<5	<5	<5	21,349	not calculated
Metcalfe	0	0	0	9,983	0.0
Monroe	8	<5	<5	10,681	not calculated
Montgomery	<5	<5	<5	27,251	not calculated
Morgan	<5	<5	0	13,380	0.0
Muhlenberg	7	<5	7	31,179	22.5
Nelson	<5	5	6	44,540	13.5
Nicholas	5	<5	<5	7,039	not calculated
Ohio	<5	5	7	23,988	29.2
Oldham	8	5	<5	62,364	not calculated
Owen	0	<5	<5	10,662	not calculated
Owsley	<5	<5	<5	4,654	not calculated
Pendleton	<5	<5	<5	14,570	not calculated
Perry	19	18	12	28,010	42.8
Pike	37	32	24	63,380	37.9
Powell	5	8	5	12,494	40.0
Pulaski	14	17	13	63,907	20.3
Robertson	<5	0	0	2,235	0.0
Rockcastle	10	5	<5	16,693	not calculated

County of death	Number of deaths due to drug overdose*			2013 county population	Drug overdose deaths in the county per 100,000 county residents - 2013
Rowan	<5	6	6	23,527	25.5
Russell	8	8	<5	17,752	not calculated
Scott	<5	11	<5	49,947	not calculated
Shelby	<5	<5	<5	44,216	not calculated
Simpson	5	<5	<5	17,793	not calculated
Spencer	<5	0	<5	17,637	not calculated
Taylor	8	9	8	24,649	32.5
Todd	0	<5	<5	12,503	not calculated
Trigg	0	<5	<5	14,293	not calculated
Trimble	0	<5	<5	8,816	not calculated
Union	5	6	5	15,029	33.3
Warren	22	18	20	118,370	16.9
Washington	0	0	0	11,875	0.0
Wayne	5	<5	<5	20,678	not calculated
Webster	<5	0	<5	13,452	not calculated
Whitley	16	22	13	35,766	36.3
Wolfe	<5	<5	<5	7,248	not calculated
Woodford	<5	<5	5	25,275	19.8
Total	1046	1070	1007	4,395,295	22.9
<i>*Drug overdose deaths with state of death Kentucky - regardless of the residency of the person who died</i>					

2013 Drug Overdose Deaths by County



2013 Statewide Accidents by Major Causes of Death Figure 8



*Only Major Categories of accidents are illustrated

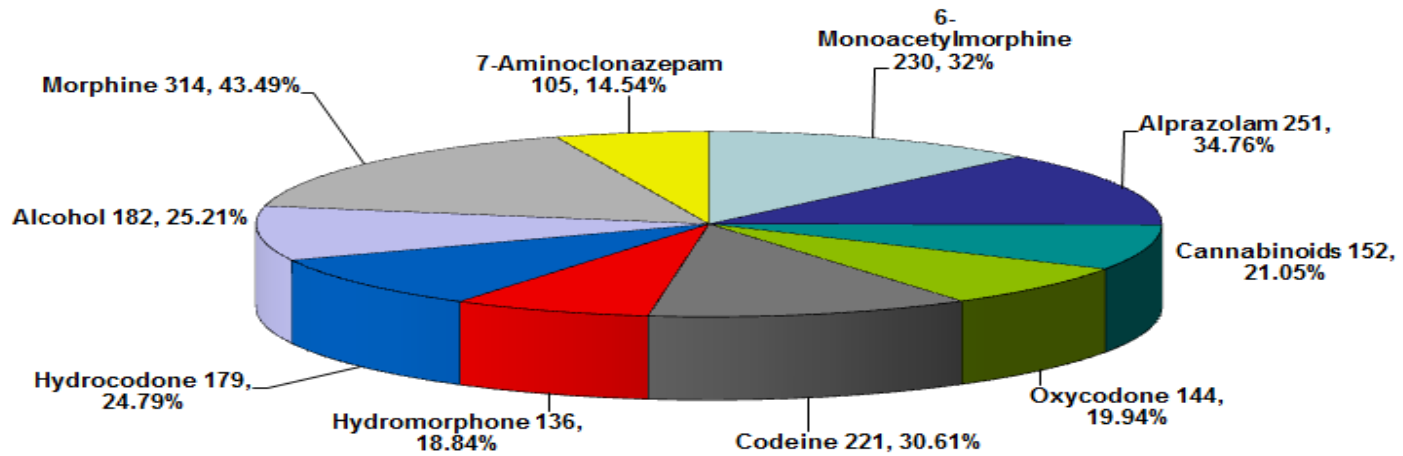
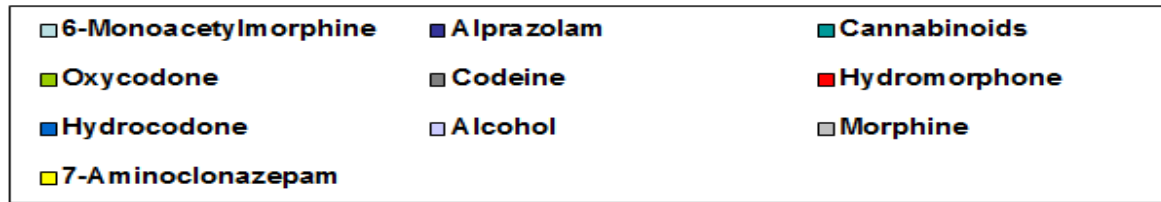
**Drug Related with manner of death other than "accident" are not included in above totals*

2013 Statewide Most Frequently Detected Drugs in the Blood of Drug Related Death Victims

Figure 13

Total = 722*

*Includes Indiana



*Morphine represents true drug and/or metabolite of Heroin: Heroin is known in 230 statewide cases

*Total Percentages >100% due to more than 1 drug being present in many decedents

*Total statewide overdose cases = 722

*This figure delineates only drugs occurring ≥100.