



2025

JUSTICE AND
PUBLIC SAFETY CABINET

2025 Drug Overdose Fatality Report

Keith L. Jackson, Secretary
Justice & Public Safety Cabinet

Van Ingram, Executive Director
Office of Drug Control Policy

Contents

Kentucky’s Progress on Addiction Recovery 2

Kentucky Treatment Resources 4

Drug Overdose Deaths in 2025 5

Drug Overdose Deaths by Race 9

Drug Overdose Deaths by Age 12

Substances Found in Drug Overdose Decedent Toxicology Testing 15

Drug Combinations Identified through Toxicology 22

County-Level Maps 23

Counts and Age-Adjusted Mortality Rates by County 25

About the Annual Overdose Fatality Report 31

Definitions 31

Data Sources 31



**KENTUCKY INJURY PREVENTION
AND RESEARCH CENTER**

Prepared by

Meghan Steel (meghansteel@uky.edu)

Mira Mirzaian (mira.mirzaian@uky.edu)

Lara Daniels (lara.daniels@uky.edu)

Released by

Kentucky Injury Prevention and Research Center (KIPRC)

2365 Harrodsburg Road, B340

Lexington, KY 40504

as bona fide agent for the Kentucky Department for Public Health

Prepared for

Kentucky Office of Drug Control Policy

on April 23, 2026



Kentucky Public Health
Prevent. Promote. Protect.

UK University of
Kentucky
College of Public Health


Disclaimer

This project is supported by the Centers for Disease Control and Prevention (CDC) of the U.S. Department of Health and Human Services (HHS) as part of cooperative agreement 1 NU17CE010186 totaling \$16,222,256 with 0% financed with nongovernmental sources. The contents are those of the author(s) and do not necessarily represent the official views of, nor an endorsement by, CDC, HHS, or the U.S. government. For more information, please visit CDC.gov.

Kentucky's Progress on Addiction Recovery

For the fourth straight year, the Beshear-Coleman administration has secured a decrease in drug overdose deaths.

- In 2025, there were 1,110 overdose deaths. This is a decrease of 22.9% from 2024.



- In 2024, there were 1,410 overdose deaths. This was a decrease of 30.2% from 2023. The largest decrease recorded in the history of the commonwealth.
 - *Disclaimer: When this report was released in 2024, it reported a total of 1,410 drug overdoses in 2024 for a reduction of 30.2%. As new death certificates were entered into the database, mostly from deaths among Kentucky residents who died in another state, this count has increased to 1,439 drug overdose deaths for a decrease of 28.8% from 2023 to 2024.*
- In 2023, there were 1,984 overdose deaths. This was a decrease of 9.8% from 2022.
 - *Disclaimer: When this report was released in 2023, it reported a total of 1,984 drug overdoses for a reduction of 9.8%. As new death certificates were entered into the database, mostly from deaths among Kentucky residents who dies in another state, this count has increased to 2,020 drug overdose deaths for a decrease of 8.2% from 2022 to 2023.*
- In 2022, there were 2,200 overdose deaths. This was a decrease of 2.5% from 2021 and was the first year Kentucky saw a decrease in overdose deaths since 2018.
- In 2021, there were 2,257 overdose deaths. This was a 14.5% increase from 2020 and was the highest number of overdose deaths ever reported in Kentucky.
- In 2020, there were 1,964 overdose deaths. This was a 49% increase from 2019.

According to the 2025 Kentucky Drug Overdose Fatality Report, 1,110 Kentuckians lost their lives last year to a drug overdose. Among Black Kentucky residents, 129 died from a drug overdose, a decrease from 170 in 2024, marking a 25.4% decrease.

Methamphetamine was the most frequently identified substance in the toxicology results from 2025 overdose deaths, being found in 49.5% of total drug overdose deaths. Fentanyl was present in 45.4% of overdose deaths. The two continue to be the most prevalent drugs contributing to overdoses in the commonwealth.

Since taking office, the Beshear-Coleman administration has worked tirelessly to fight the drug epidemic in Kentucky by increasing treatment resources and law enforcement support. Due to these efforts, in 2025 Kentucky saw:

- More than \$29 million was distributed in grant and pass-through funding from the Office of Drug Control Policy;
- 182,810 doses of Narcan were distributed;
- 82 syringe exchange program sites served 25,543 unique participants;
- More than 137,000 Kentuckians received addiction services through Medicaid;
- More than 19,100 Kentuckians received addiction treatment paid for by the Kentucky Opioid Response Effort;
- More than 29,900 Kentuckians received recovery services (housing assistance, employment services, transportation, basic need services, etc.) in their community paid for by the Kentucky Opioid Response Effort;
- 23 Kentuckians sought treatment through the Kentucky State Police Angel Initiative;
- 3,005 incoming calls were made to the KY HELP Call Center with 19,138 outgoing follow-up calls;
- More than 52,800 school-aged students participated in substance use prevention curriculum supported by the Kentucky Opioid Response Effort; and
- Continuing to certify counties as Recovery Ready Communities.

Gov. Beshear has continued to fight the state's drug epidemic from his time as attorney general, when he led the nation in the number of individual opioid lawsuits filed by an attorney general. Now, the Governor is working to make sure the hundreds of millions of dollars in settlement funds go to treatment and the communities impacted.

In February, the Governor announced that recidivism rates in the commonwealth have decreased for two years in a row. Nearly 70% of people released from state custody over the past two years have not returned.

Kentucky's Treatment Access Program also allows those without health insurance to enter residential treatment, and the Recovery Ready certification helps communities support residents who are seeking help for drug or alcohol addiction. The Beshear-Coleman administration creates a website to help people in recovery find housing, FindRecoveryHousingNowKY.org, and a website to support Kentuckians seeking second chances find a job, get an education or continue recovery, SecondChance.ky.gov. The site also connects business leaders with resources to help them hire second-chance talent.

TREATMENT RESOURCES



KY HELP Call Center (833-8KY-HELP)

The KY HELP Call Center is available 24/7 to connect Kentuckians seeking treatment for themselves or a loved one with an Operation UNITE specialist who will work with them to find treatment as quickly as possible.



FindHelpNowKy.org



KSP Angel Initiative



Through the Kentucky State Police (KSP) Angel Initiative, Kentuckians suffering from addiction can visit one of KSP's 16 posts to be paired with a local officer who will assist in finding treatment. Individuals will not be arrested or charged with any violations if they agree to participate in treatment.



FindRecoveryHousingNowKY.org



FindNaloxoneNowKY.org



SecondChance.ky.gov

Drug Overdose Deaths in 2025¹

In 2025, 1,110 Kentucky residents died from a drug overdose, a decrease of 22.9% from the 1,439 resident deaths in 2024 and resulting in a rate of 24.3 deaths per 100,000 residents.

A review of the resident cases autopsied by the Kentucky Office of the State Medical Examiner and toxicology reports submitted by Kentucky coroners indicate that in 2025:

- Among Black Kentucky residents, 129 died from a drug overdose, a decrease of 25.4% from the 173 Black resident deaths in 2024. The rate of drug overdose deaths among Black residents in 2025 was 31.7 deaths per 100,000 Black residents, which was 29.4% greater than the rate of deaths among White residents and a decrease from the 42.4 deaths per 100,000 Black residents in 2024. The rate for White residents in 2025 was 24.5 deaths per 100,000 White residents, a decrease from the 32.1 deaths per 100,000 White residents in 2024.
- A total of 237 residents of Jefferson County died from a drug overdose, a decrease from the 351 resident deaths in 2024.
- The age group of 45- to 54-year-olds had the highest number of drug overdose deaths in 2025 at 299, a decrease of 22.3% from the 385 deaths among that age group in 2024. In 2025, the number of drug overdose deaths increased for residents who were 65 to 74 years old, 85 or older, and 5 to 14 years old.
- The following data on drug types are based on postmortem toxicology performed by either county coroners or the Office of The Medical Examiner (n=1,079):
 - Fentanyl was identified through toxicology in 504 drug overdose deaths, representing 45.4% of the total drug overdose deaths that year and a decrease of 42.9% from the 883 drug overdose deaths involving fentanyl in 2024.
 - Methamphetamine was identified in 549 drug overdose deaths, representing 49.5% of the total drug overdose deaths that year and a decrease of 23.8% from the 720 drug overdose deaths involving methamphetamine in 2024.
 - Cocaine was identified in 227 drug overdose deaths, representing 20.5% of the total drug overdose deaths that year and a decrease of 20.4% from the 285 drug overdose deaths involving cocaine in 2024.
 - Acetylfentanyl was identified in 75 drug overdose deaths, representing a decrease of 80.7% from the 389 drug overdose deaths involving acetylfentanyl in 2024.
 - Oxycodone was identified in 102 drug overdose deaths, representing a decrease of 13.6% from the 118 drug overdose deaths involving oxycodone in 2024.
 - Heroin was identified in 26 drug overdose deaths, representing a decrease of 31.6% from the 38 drug overdose deaths involving heroin in 2024.
 - Alprazolam was identified in 97 drug overdose deaths, representing a decrease of 2% from the 99 drug overdose deaths involving alprazolam in 2024.

¹This report is based on data from the Kentucky Injury Prevention and Research Center derived from death certificates for all drug overdose deaths among Kentucky residents submitted by April 2026. Data are provisional and subject to change.

Table 1: Total Counts of Drug Overdose Deaths, 2023–2025

Residency	2023	2024	2025
Kentucky Resident (In-State Death)	1,969	1,419	1,100
Kentucky Resident (Out-of-State Death)	51	20	10
Non-Kentucky Resident (Death in Kentucky)	162	122	78
Total Deaths in Kentucky and Among Residents	2,182	1,561	1,188

Kentucky residency is based on the decedent's primary address at the time of death. Kentucky resident deaths include both those that occurred in Kentucky and those that occurred in other states. Non-Kentucky resident deaths include only those that occurred in Kentucky. Data are provisional and subject to change. Produced by the Kentucky Injury Prevention and Research Center, as bona fide agent for the Kentucky Department for Public Health. April 2026. Data source: Kentucky Death Certificate Database, Kentucky Office of Vital Statistics, Cabinet for Health and Family Services.

From 2024 to 2025, the number of deaths that occurred within the jurisdiction of Kentucky decreased by 23.6%, from 1,541 deaths in 2024 to 1,178 deaths in 2025.

Many national sources of data, including those collected by the Centers for Disease Control and Prevention (CDC), report overdose statistics based on the jurisdiction of the state where the death occurred. To match counts provided by the CDC and other national sources, add the total counts of Kentucky residents who died in-state and non-Kentucky residents who died in Kentucky. The majority of this report will focus on deaths among Kentucky residents, as they are the target of drug overdose prevention activities in Kentucky.

Table 2: Kentucky Counties with the Highest Age-Adjusted Rates of Drug Overdose Deaths among Residents in 2025

	Kentucky County	Rate of Drug Overdose Deaths per 100,000 Residents	Count of Drug Overdose Deaths
1	Rockcastle	78.8	12
2	Estill	66.9	11
3	Boyd	65.5	35
4	Garrard	59.4	12
5	Floyd	55.6	21

Counties with rates based on counts less than 10 have been excluded from this list. Data are provisional and subject to change. Produced by the Kentucky Injury Prevention and Research Center, as bona fide agent for the Kentucky Department for Public Health. April 2026. Data source: Kentucky Death Certificate Database, Kentucky Office of Vital Statistics, Cabinet for Health and Family Services.

Table 3: Kentucky Counties with the Highest Counts of Drug Overdose Deaths Involving Fentanyl, as Identified through Toxicology in 2025

	Kentucky County	Drug Overdose Deaths Involving Fentanyl
1	Jefferson	168
2	Fayette	50
3	Kenton	21
4	Madison	18
5	Boyd	12

Counts are based on where the death occurred and not on the person's residence; thus, counts could include residents of other counties and/or states. Data are provisional and subject to change. Produced by the Kentucky Injury Prevention and Research Center, as bona fide agent for the Kentucky Department for Public Health. April 2026. Data source: Drug Overdose Fatality Surveillance System.

Table 4: Kentucky Counties with the Highest Counts of Drug Overdose Deaths Involving Methamphetamine, as Identified through Toxicology in 2025

	Kentucky County	Drug Overdose Deaths Involving Methamphetamine
1	Jefferson	113
2	Fayette	39
3	Madison	21
4	Pike	16
5	Boyd	14

Counts are based on where the death occurred and not on the person's residence; thus, counts could include residents of other counties and/or states. Data are provisional and subject to change. Produced by the Kentucky Injury Prevention and Research Center, as bona fide agent for the Kentucky Department for Public Health. April 2026. Data source: Drug Overdose Fatality Surveillance System.

Drug Overdose Deaths by Race

Table 5: Counts of Kentucky Resident Drug Overdose Deaths by Race, 2023–2025

Race	2023	2024	2025
Black	271	173	129
White	1,719	1,241	975
Other	30	25	6

Data are provisional and subject to change. Produced by the Kentucky Injury Prevention and Research Center, as bona fide agent for the Kentucky Department for Public Health. April 2026. Data source: Kentucky Death Certificate Database, Kentucky Office of Vital Statistics, Cabinet for Health and Family Services.

Table 6: Age-Adjusted Rates for Kentucky Resident Drug Overdose Deaths by Race, 2023–2025

Race	2023	2024	2025
Black	68.4	42.4	31.7
White	45.6	32.1	24.5
Other	15.9	11.0	*

Rates are presented as the number of drug overdose deaths per 100,000 population. Data are provisional and subject to change. Rates based on counts greater than zero but less than ten have been suppressed in accordance with state data management policy. Produced by the Kentucky Injury Prevention and Research Center, as bona fide agent for the Kentucky Department for Public Health. April 2026. Data source: Kentucky Death Certificate Database, Kentucky Office of Vital Statistics, Cabinet for Health and Family Services.

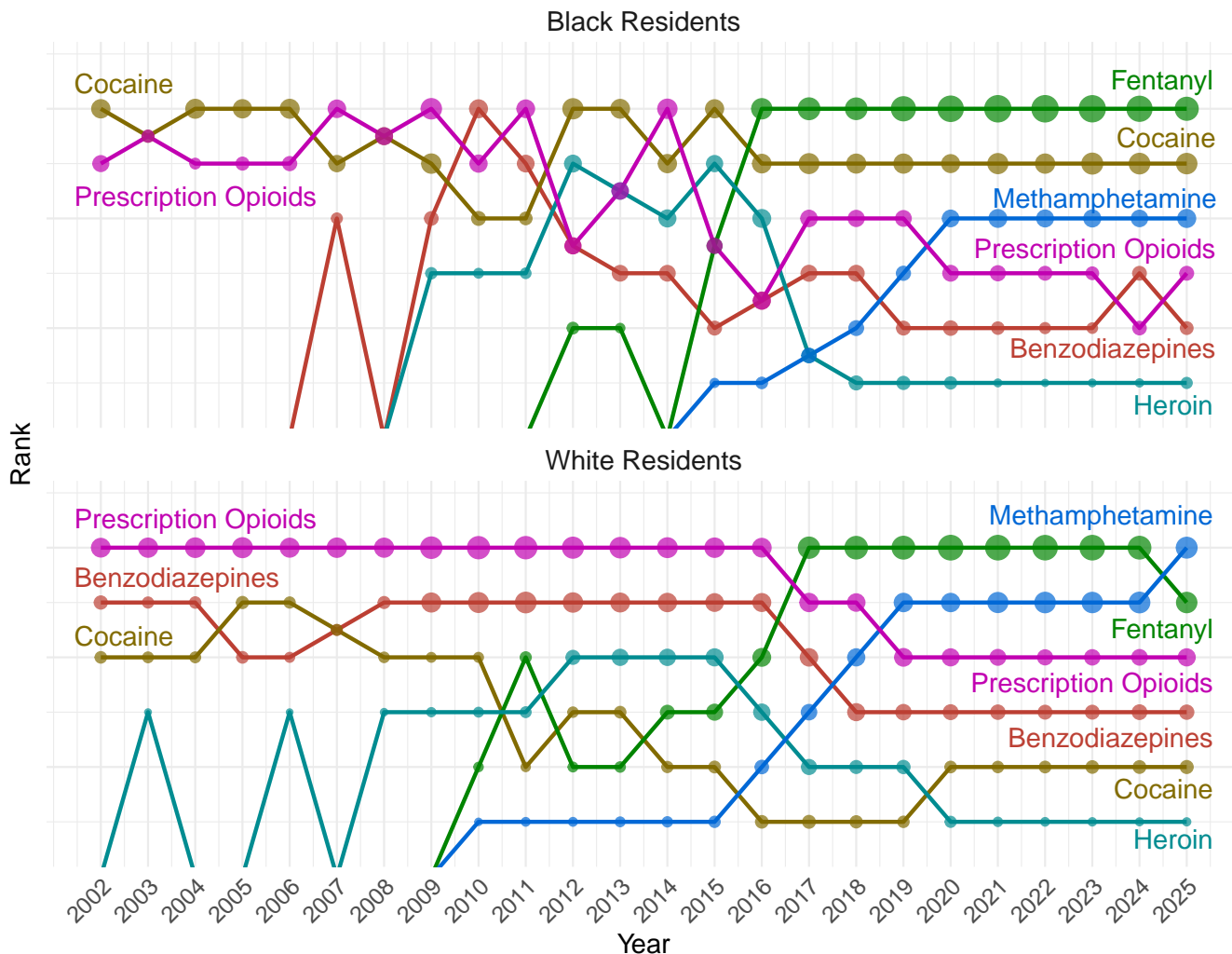
Table 7: Percentage Change in Kentucky Resident Drug Overdose Deaths by Race, from 2023 to 2024 and 2024 to 2025

Race	2023 to 2024 Percentage Change	2024 to 2025 Percentage Change
Black	-36.16%	-25.43%
White	-27.81%	-21.43%
Other	-16.67%	-76.00%

Data are provisional and subject to change. Produced by the Kentucky Injury Prevention and Research Center, as bona fide agent for the Kentucky Department for Public Health. April 2026. Data source: Kentucky Death Certificate Database, Kentucky Office of Vital Statistics, Cabinet for Health and Family Services.

Figure 1: Top Drugs Identified by ICD-10 Code on Death Certificates of Kentucky Resident Drug Overdose Decedents by Race, 2002–2025

Percentage of Deaths • 0 ● 20 ● 40 ● 60 ● 80
 ● 10 ● 30 ● 50 ● 70



Produced by the Kentucky Injury Prevention and Research Center, as bona fide agent for the Kentucky Department for Public Health. Data are provisional and subject to change. Data extracted April 2026.

Drug Overdose Deaths by Age

Table 8: Counts of Kentucky Resident Drug Overdose Deaths by Age Group, 2023–2025

Age	2023	2024	2025
0–4	9	5	<5
5–14	<5	<5	<5
15–24	98	65	42
25–34	370	232	134
35–44	581	385	269
45–54	480	362	299
55–64	370	277	237
65–74	95	93	103
75–84	9	16	16
85+	<5	<5	5

Counts greater than zero but less than five were suppressed in accordance with state data release policy. Data are provisional and subject to change. Produced by the Kentucky Injury Prevention and Research Center, as bona fide agent for the Kentucky Department for Public Health. April 2026. Data source: Kentucky Death Certificate Database, Kentucky Office of Vital Statistics, Cabinet for Health and Family Services.

Table 9: Age-Specific Rates of Kentucky Resident Drug Overdose Deaths, 2023–2025

Age	2023	2024	2025
0–4	*	*	*
5–14	*	*	*
15–24	16.4	10.8	7.0
25–34	61.4	38.1	22.0
35–44	102.0	66.8	46.7
45–54	86.2	64.9	53.6
55–64	63.7	48.2	41.2
65–74	19.6	18.9	21.0
75–84	*	6.2	6.2
85+	*	*	*

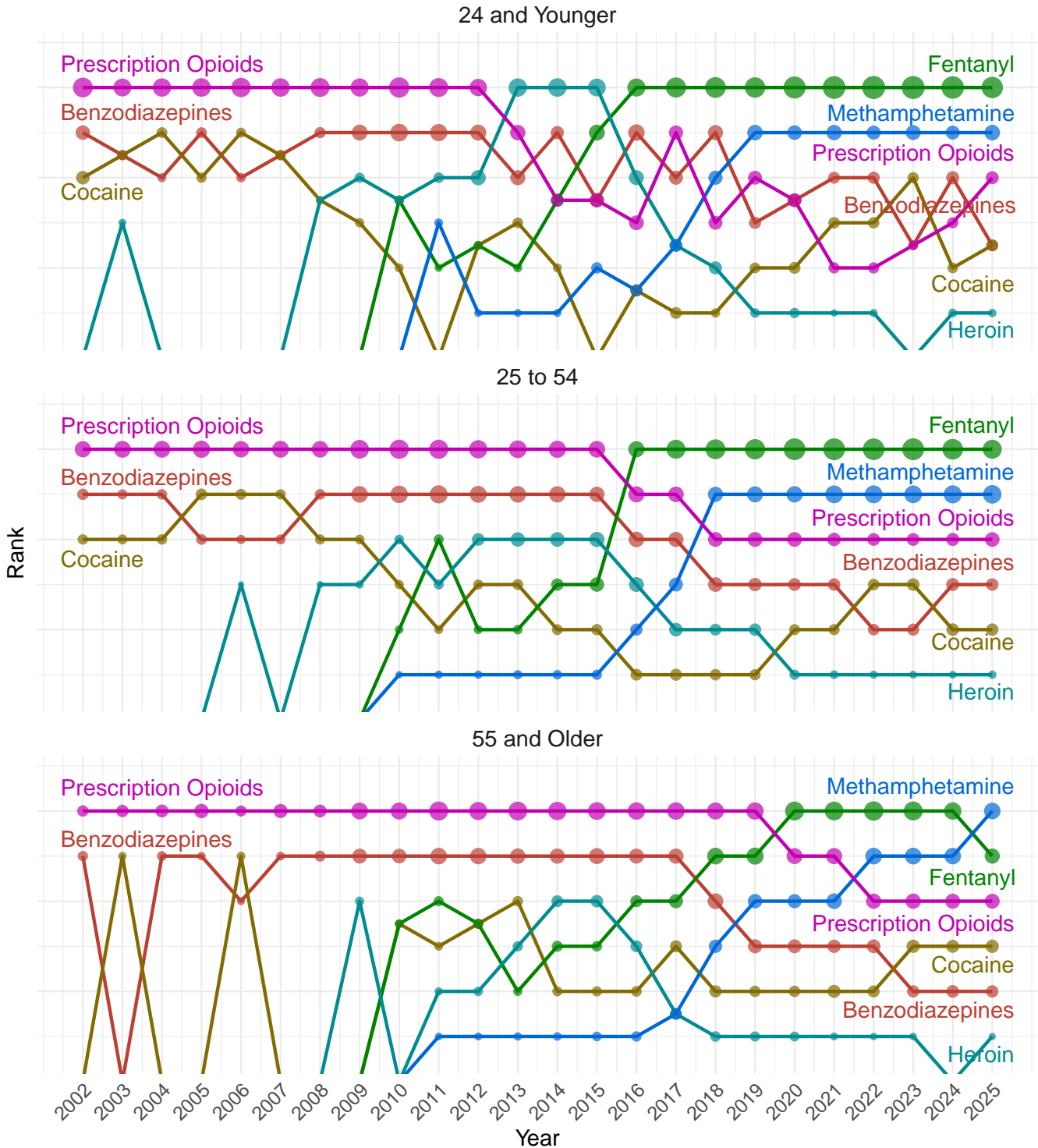
* Rates based on counts greater than zero but less than 10 have been suppressed in accordance with state data management policy.

Data are provisional and subject to change. Produced by the Kentucky Injury Prevention and Research Center, as bona fide agent for the Kentucky Department for Public Health. April 2026. Data source: Kentucky Death Certificate Database, Kentucky Office of Vital Statistics, Cabinet for Health and Family Services.

Figure 2: Top Drugs Identified by ICD-10 Code on the Death Certificates of Kentucky Resident Drug Overdose Decedents by Age Group, 2002–2025

Percentage of Deaths

•	0	●	20	●	40	●	60	●	80
●	10	●	30	●	50	●	70		



Produced by the Kentucky Injury Prevention and Research Center, as bona fide agent for the Kentucky Department for Public Health. Data are provisional and subject to change. Data extracted April 2026.

Substances Found in Drug Overdose Decedent Toxicology Testing

Table 10: Counts of Substances Identified through Toxicology Testing of Drug Overdose Deaths that Occurred in Kentucky, 2025

Substance	Overall Frequency	Black Decedents	White Decedents
Methamphetamine	549	40 (33.3%)	505 (53.0%)
Caffeine	514	44 (36.7%)	465 (48.8%)
Fentanyl	504	73 (60.8%)	426 (44.7%)
Amphetamine	492	37 (30.8%)	451 (47.4%)
Nicotine	491	62 (51.7%)	426 (44.7%)
4-ANPP	452	68 (56.7%)	379 (39.8%)
THC	252	44 (36.7%)	205 (21.5%)
Cocaine	227	63 (52.5%)	161 (16.9%)
Naloxone	227	33 (27.5%)	191 (20.1%)
Ethanol	146	21 (17.5%)	125 (13.1%)
Gabapentin	134	11 (9.2%)	123 (12.9%)
Morphine	120	23 (19.2%)	96 (10.1%)
Oxycodone	102	10 (8.3%)	92 (9.7%)
Alprazolam	97	8 (6.7%)	88 (9.2%)
Hydrocodone	96	6 (5.0%)	90 (9.5%)
Methadone	96	<5 (-%)	* (-%)
Clonazepam	92	6 (5.0%)	86 (9.0%)
Diphenhydramine	85	8 (6.7%)	77 (8.1%)
Acetylfentanyl	75	12 (10.0%)	63 (6.6%)
Oxymorphone	73	6 (5.0%)	67 (7.0%)
Buprenorphine	69	0 (0.0%)	69 (7.2%)
Hydromorphone	62	5 (4.2%)	57 (6.0%)

Toxicology data are available only for deaths that occurred in Kentucky (n=1,079). These deaths exclude Kentucky residents who died in other states. Identified drugs are not mutually exclusive. If results are positive for more than one drug, each drug is included in its respective category counts. Counts greater than zero but less than five were suppressed in accordance with state data release policy. Some additional values are censored to prevent calculation of a suppressed value, as indicated by an asterisk (*). Data are provisional and subject to change. Produced by the Kentucky Injury Prevention and Research Center, as bona fide agent for the Kentucky Department for Public Health. April 2026. Data source: Drug Overdose Fatality Surveillance System.

Table 10, *cont.*: Counts of Substances Identified through Toxicology Testing of Drug Overdose Deaths that Occurred in Kentucky, 2025

Substance	Overall Frequency	Black Decedents	White Decedents
Dihydrocodeine	57	<5 (–%)	* (–%)
Acetaminophen	49	<5 (–%)	45 (4.7%)
Delta-8 THC	49	<5 (–%)	46 (4.8%)
Nordiazepam	44	<5 (–%)	41 (4.3%)
Oxazepam	42	<5 (–%)	40 (4.2%)
Amiodarone	40	<5 (–%)	37 (3.9%)
Hydroxyzine	39	<5 (–%)	36 (3.8%)
Metoprolol	38	<5 (–%)	36 (3.8%)
Ibuprofen	36	<5 (–%)	33 (3.5%)
Temazepam	34	<5 (–%)	32 (3.4%)
Amitriptyline	33	<5 (–%)	29 (3.0%)
Nortriptyline	33	<5 (–%)	29 (3.0%)
Tramadol	33	<5 (–%)	29 (3.0%)
Citalopram	32	<5 (–%)	29 (3.0%)
Codeine	31	<5 (–%)	27 (2.8%)
Carfentanil	29	6 (5.0%)	23 (2.4%)
Clonazepam	29	5 (4.2%)	24 (2.5%)
Mitragynine	28	<5 (–%)	27 (2.8%)
Trazodone	28	<5 (–%)	26 (2.7%)
Naproxen	27	<5 (–%)	26 (2.7%)
Heroin	26	10 (8.3%)	16 (1.7%)
Desvenlafaxine	25	0 (0.0%)	25 (2.6%)

Toxicology data are available only for deaths that occurred in Kentucky (n=1,079). These deaths exclude Kentucky residents who died in other states. Identified drugs are not mutually exclusive. If results are positive for more than one drug, each drug is included in its respective category counts. Counts greater than zero but less than five were suppressed in accordance with state data release policy. Some additional values are censored to prevent calculation of a suppressed value, as indicated by an asterisk (*). Data are provisional and subject to change. Produced by the Kentucky Injury Prevention and Research Center, as bona fide agent for the Kentucky Department for Public Health. April 2026. Data source: Drug Overdose Fatality Surveillance System.

Table 10, *cont.*: Counts of Substances Identified through Toxicology Testing of Drug Overdose Deaths that Occurred in Kentucky, 2025

Substance	Overall Frequency	Black Decedents	White Decedents
Diazepam	25	<5 (–%)	24 (2.5%)
Fluoxetine	25	<5 (–%)	21 (2.2%)
Cyclobenzaprine	22	<5 (–%)	20 (2.1%)
Desmetramadol	22	<5 (–%)	21 (2.2%)
Para-Fluorofentanyl	21	<5 (–%)	18 (1.9%)
Pregabalin	21	0 (0.0%)	21 (2.2%)
Dextro	20	<5 (–%)	17 (1.8%)
Quetiapine	20	<5 (–%)	17 (1.8%)
Salicylates	19	0 (0.0%)	19 (2.0%)
Venlafaxine	19	0 (0.0%)	19 (2.0%)
Bupropion	18	<5 (–%)	16 (1.7%)
Duloxetine	18	0 (0.0%)	18 (1.9%)
Norsertaline	17	<5 (–%)	16 (1.7%)
Xylazine	17	<5 (–%)	13 (1.4%)
Levetiracetam	16	<5 (–%)	14 (1.5%)
Mirtazapine	16	<5 (–%)	14 (1.5%)
Lorazepam	14	<5 (–%)	13 (1.4%)
Bromazolam	13	<5 (–%)	12 (1.3%)
Metonitazene	13	<5 (–%)	11 (1.2%)
Aripiprazole	12	<5 (–%)	7 (0.7%)
Chlorophenylpiperazine	12	0 (0.0%)	12 (1.3%)
Lamotrigine	12	<5 (–%)	11 (1.2%)

Toxicology data are available only for deaths that occurred in Kentucky (n=1,079). These deaths exclude Kentucky residents who died in other states. Identified drugs are not mutually exclusive. If results are positive for more than one drug, each drug is included in its respective category counts. Counts greater than zero but less than five were suppressed in accordance with state data release policy. Some additional values are censored to prevent calculation of a suppressed value, as indicated by an asterisk (*). Data are provisional and subject to change. Produced by the Kentucky Injury Prevention and Research Center, as bona fide agent for the Kentucky Department for Public Health. April 2026. Data source: Drug Overdose Fatality Surveillance System.

Table 10, *cont.*: Counts of Substances Identified through Toxicology Testing of Drug Overdose Deaths that Occurred in Kentucky, 2025

Substance	Overall Frequency	Black Decedents	White Decedents
Promethazine	12	0 (0.0%)	12 (1.3%)
Sertraline	12	0 (0.0%)	12 (1.3%)
Dex	11	<5 (-%)	8 (0.8%)
Doxylamine	10	<5 (-%)	7 (0.7%)
Phenylpropanolamine	10	0 (0.0%)	10 (1.1%)
Quinidine	10	0 (0.0%)	10 (1.1%)
Topiramate	10	0 (0.0%)	10 (1.1%)
Fluorofentanyl	9	<5 (-%)	* (-%)
Lidocaine	9	<5 (-%)	* (-%)
N-Pyrrolidino Metonitazene	9	<5 (-%)	* (-%)
N-Pyrrolidino Protonitazene	9	<5 (-%)	* (-%)
Olanzapine	9	0 (0.0%)	9 (0.9%)
Pseudoephedrine	9	0 (0.0%)	9 (0.9%)
Tadalafil	9	0 (0.0%)	9 (0.9%)
Acetone	7	0 (0.0%)	7 (0.7%)
Amlodipine	7	0 (0.0%)	7 (0.7%)
Atenolol	7	<5 (-%)	* (-%)
Valeryl Fentanyl	7	<5 (-%)	* (-%)
Zolpidem	7	0 (0.0%)	7 (0.7%)
Ketamine	6	0 (0.0%)	6 (0.6%)
Ortho-Methylfentanyl	6	<5 (-%)	<5 (-%)
Risperidone	6	0 (0.0%)	6 (0.6%)

Toxicology data are available only for deaths that occurred in Kentucky (n=1,079). These deaths exclude Kentucky residents who died in other states. Identified drugs are not mutually exclusive. If results are positive for more than one drug, each drug is included in its respective category counts. Counts greater than zero but less than five were suppressed in accordance with state data release policy. Some additional values are censored to prevent calculation of a suppressed value, as indicated by an asterisk (*). Data are provisional and subject to change. Produced by the Kentucky Injury Prevention and Research Center, as bona fide agent for the Kentucky Department for Public Health. April 2026. Data source: Drug Overdose Fatality Surveillance System.

Table 10, *cont.*: Counts of Substances Identified through Toxicology Testing of Drug Overdose Deaths that Occurred in Kentucky, 2025

Substance	Overall Frequency	Black Decedents	White Decedents
Chlordiazepoxide	5	0 (0.0%)	5 (0.5%)
Dextropropion	5	0 (0.0%)	5 (0.5%)
Diltiazem	5	0 (0.0%)	5 (0.5%)
Brompheniramine	<5	0 (0.0%)	<5 (-%)
Ephedrine	<5	0 (0.0%)	<5 (-%)
Paroxetine	<5	0 (0.0%)	<5 (-%)
Phentermine	<5	0 (0.0%)	<5 (-%)
Propranolol	<5	<5 (-%)	<5 (-%)
Tizanidine	<5	0 (0.0%)	<5 (-%)
Warfarin	<5	0 (0.0%)	<5 (-%)
Bisoprolol	<5	<5 (-%)	<5 (-%)
Butalbital	<5	0 (0.0%)	<5 (-%)
Doxepin	<5	0 (0.0%)	<5 (-%)
Furosemide	<5	0 (0.0%)	<5 (-%)
Methocarbamol	<5	0 (0.0%)	<5 (-%)
Midazolam	<5	0 (0.0%)	<5 (-%)
Naltrexone	<5	0 (0.0%)	<5 (-%)
Nifedipine	<5	<5 (-%)	<5 (-%)
Nordoxepin	<5	0 (0.0%)	<5 (-%)
Sildenafil	<5	0 (0.0%)	<5 (-%)
11-Difluoroethane	<5	0 (0.0%)	<5 (-%)
5f-Adb Metabolite	<5	0 (0.0%)	<5 (-%)

Toxicology data are available only for deaths that occurred in Kentucky (n=1,079). These deaths exclude Kentucky residents who died in other states. Identified drugs are not mutually exclusive. If results are positive for more than one drug, each drug is included in its respective category counts. Counts greater than zero but less than five were suppressed in accordance with state data release policy. Some additional values are censored to prevent calculation of a suppressed value, as indicated by an asterisk (*). Data are provisional and subject to change. Produced by the Kentucky Injury Prevention and Research Center, as bona fide agent for the Kentucky Department for Public Health. April 2026. Data source: Drug Overdose Fatality Surveillance System.

Table 10, *cont.*: Counts of Substances Identified through Toxicology Testing of Drug Overdose Deaths that Occurred in Kentucky, 2025

Substance	Overall Frequency	Black Decedents	White Decedents
Buspirone	<5	0 (0.0%)	<5 (-%)
Chlorpheniramine	<5	0 (0.0%)	<5 (-%)
Clonidine	<5	0 (0.0%)	<5 (-%)
Dicyclomine	<5	0 (0.0%)	<5 (-%)
Donepezil	<5	0 (0.0%)	<5 (-%)
Labetalol	<5	<5 (-%)	<5 (-%)
Lacosamide	<5	0 (0.0%)	<5 (-%)
Meprobamate	<5	0 (0.0%)	<5 (-%)
Oxcarbazepine	<5	0 (0.0%)	<5 (-%)
Phenobarbital	<5	0 (0.0%)	<5 (-%)
Adb-4en-Pinaca	<5	<5 (-%)	0 (0.0%)
Amlodipine (Norvasc)	<5	0 (0.0%)	<5 (-%)
Atomoxetine	<5	0 (0.0%)	<5 (-%)
Desalkylgidazepam	<5	0 (0.0%)	<5 (-%)
Glipizide	<5	0 (0.0%)	<5 (-%)
Guaifenesin	<5	0 (0.0%)	<5 (-%)
Levamisole	<5	0 (0.0%)	<5 (-%)
MDMA	<5	0 (0.0%)	<5 (-%)
Memantine	<5	<5 (-%)	0 (0.0%)
Methanol	<5	0 (0.0%)	<5 (-%)
Methylphenidate	<5	0 (0.0%)	<5 (-%)
Phenacetin	<5	<5 (-%)	0 (0.0%)

Toxicology data are available only for deaths that occurred in Kentucky (n=1,079). These deaths exclude Kentucky residents who died in other states. Identified drugs are not mutually exclusive. If results are positive for more than one drug, each drug is included in its respective category counts. Counts greater than zero but less than five were suppressed in accordance with state data release policy. Some additional values are censored to prevent calculation of a suppressed value, as indicated by an asterisk (*). Data are provisional and subject to change. Produced by the Kentucky Injury Prevention and Research Center, as bona fide agent for the Kentucky Department for Public Health. April 2026. Data source: Drug Overdose Fatality Surveillance System.

Table 10, *cont.*: Counts of Substances Identified through Toxicology Testing of Drug Overdose Deaths that Occurred in Kentucky, 2025

Substance	Overall Frequency	Black Decedents	White Decedents
Phenibut	<5	0 (0.0%)	<5 (-%)
Phenylethylmalonamide (Pema)	<5	0 (0.0%)	<5 (-%)
Primidone	<5	0 (0.0%)	<5 (-%)
Prochlorperazine	<5	0 (0.0%)	<5 (-%)
Psilocin	<5	0 (0.0%)	<5 (-%)
Suvorexant	<5	0 (0.0%)	<5 (-%)
Valeryl fentanyl	<5	0 (0.0%)	<5 (-%)
Zonisamide	<5	0 (0.0%)	<5 (-%)

Toxicology data are available only for deaths that occurred in Kentucky (n=1,079). These deaths exclude Kentucky residents who died in other states. Identified drugs are not mutually exclusive. If results are positive for more than one drug, each drug is included in its respective category counts. Counts greater than zero but less than five were suppressed in accordance with state data release policy. Some additional values are censored to prevent calculation of a suppressed value, as indicated by an asterisk (*). Data are provisional and subject to change. Produced by the Kentucky Injury Prevention and Research Center, as bona fide agent for the Kentucky Department for Public Health. April 2026. Data source: Drug Overdose Fatality Surveillance System.

Drug Combinations Identified through Toxicology

Table 11: Most Common Two-Drug Combinations Identified through Toxicology for all Drug Overdose Deaths that Occurred in Kentucky, 2025

Drug Combination	Total Count of Deaths	Black Decedents*	White Decedents*
Amphetamine, Methamphetamine	471	32 (3.4%)	435 (45.7%)
4-ANPP, Fentanyl	452	68 (7.1%)	379 (39.8%)
Fentanyl, Methamphetamine	265	26 (2.7%)	236 (24.8%)
4-ANPP, Methamphetamine	242	26 (2.7%)	213 (22.4%)
Amphetamine, Fentanyl	235	25 (2.6%)	207 (21.7%)
4-ANPP, Amphetamine	212	24 (2.5%)	185 (19.4%)
Cocaine, Fentanyl	151	38 (4%)	110 (11.6%)
4-ANPP, Cocaine	144	37 (3.9%)	104 (10.9%)
Methamphetamine, THC	135	16 (1.7%)	117 (12.3%)
Amphetamine, THC	127	14 (1.5%)	111 (11.7%)
Fentanyl, THC	119	30 (3.2%)	86 (9%)
4-ANPP, THC	109	27 (2.8%)	79 (8.3%)
Cocaine, Methamphetamine	105	20 (2.1%)	83 (8.7%)
Fentanyl, Morphine	102	20 (2.1%)	81 (8.5%)
4-ANPP, Morphine	98	20 (2.1%)	77 (8.1%)
Amphetamine, Cocaine	95	18 (1.9%)	75 (7.9%)
Gabapentin, Methamphetamine	69	<5 (-%)	* (-%)
Methamphetamine, Morphine	64	10 (1.1%)	53 (5.6%)
Amphetamine, Gabapentin	63	<5 (-%)	* (-%)
Ethanol, Methamphetamine	60	6 (0.6%)	54 (5.7%)

* Count (% of deaths with available toxicology)

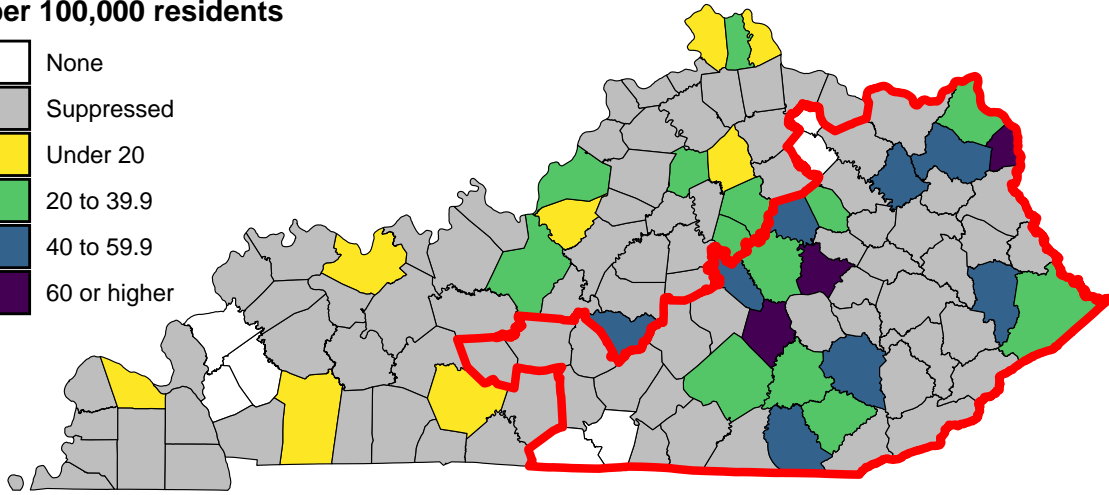

Toxicology data are available only for deaths that occurred in Kentucky (n=1,079). These deaths may include some non-Kentucky residents and will exclude Kentucky residents who died in other states. Drug combinations are not mutually exclusive. If results are positive for more than one included combination of drugs, each combination is included in its respective category counts. Data are provisional and subject to change. Produced by the Kentucky Injury Prevention and Research Center, as bona fide agent for the Kentucky Department for Public Health. April 2026. Data source: Drug Overdose Fatality Surveillance System.

County-Level Maps

Figure 3: Age-Adjusted Rates of Drug Overdose Deaths by Kentucky County of Residence, 2025

Red line denotes Appalachian counties

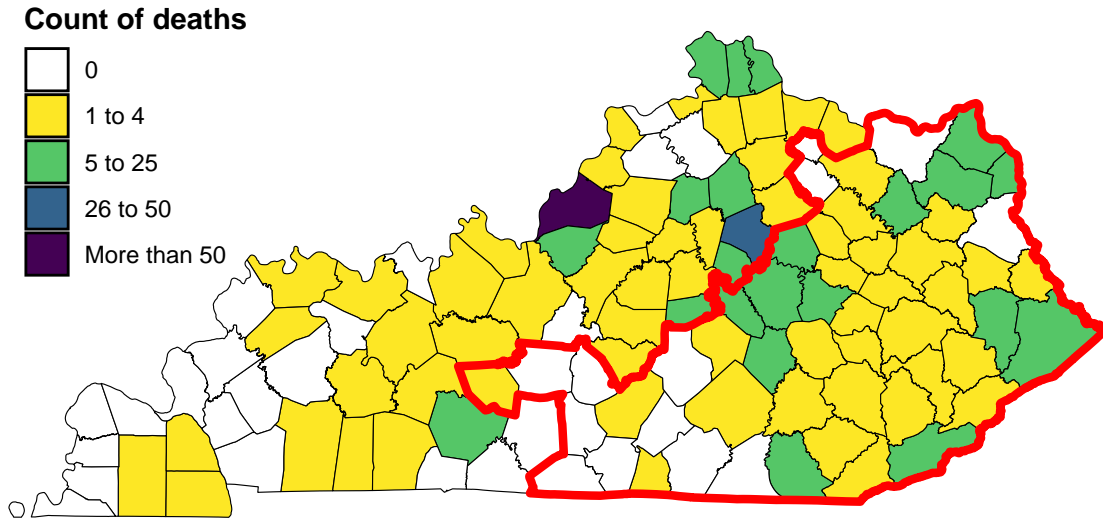
Number of deaths per 100,000 residents



Produced by the Kentucky Injury Prevention and Research Center, as bona fide agent for the Kentucky Department for Public Health. Data source: Kentucky Death Certificate Database, Kentucky Office of Vital Statistics, Cabinet for Health and Family Services. April 2026.

Figure 4: Count of Drug Overdose Deaths Involving Fentanyl, as Identified through Toxicology, by the Kentucky County Where the Death Occurred, 2025

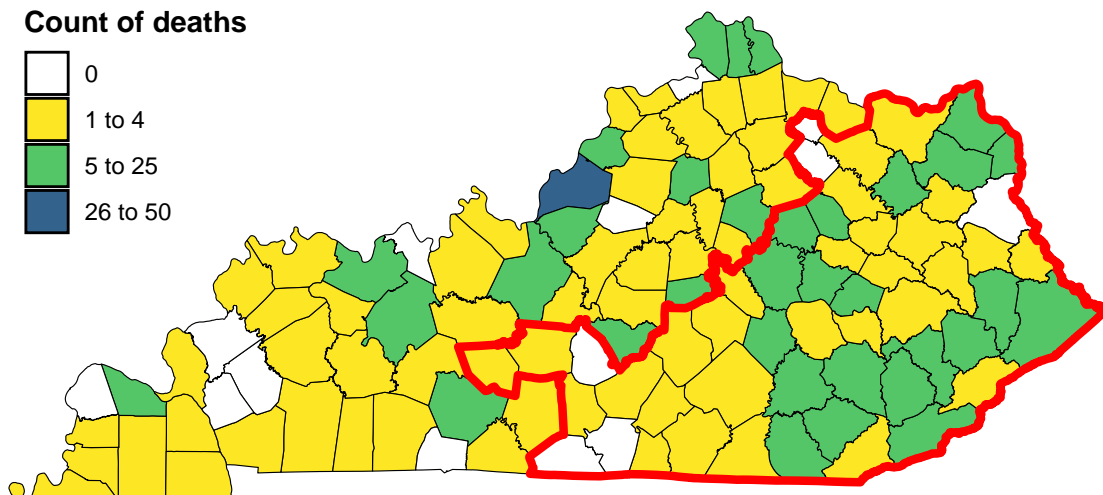
Red line denotes Appalachian counties



Toxicology data are available only for deaths that occurred in Kentucky (n=1,079). These deaths may include some non-Kentucky residents and will exclude Kentucky residents who died in other states. Produced by the Kentucky Injury Prevention and Research Center, as bona fide agent for the Kentucky Department for Public Health. Data source: Drug Overdose Fatality Surveillance System. April 2026.

Figure 5: Count of Drug Overdose Deaths involving Methamphetamine, as Identified through Toxicology, by the Kentucky County Where the Death Occurred, 2025

Red line denotes Appalachian counties



Toxicology data are available only for deaths that occurred in Kentucky (n=1,079). These deaths may include some non-Kentucky residents and will exclude Kentucky residents who died in other states. Produced by the Kentucky Injury Prevention and Research Center, as bona fide agent for the Kentucky Department for Public Health. Data source: Drug Overdose Fatality Surveillance System. April 2026.

Counts and Age-Adjusted Mortality Rates by County

Table 12: Counts of Drug Overdose Deaths and Age-Adjusted Drug Overdose Mortality Rates, by Kentucky County of Residence, 2025

County	Count of Drug Overdoses	Age-Adjusted Drug Overdose Mortality Rate
Kentucky	1,110	24.3
Adair	<5	Suppressed
Allen	<5	Suppressed
Anderson	<5	Suppressed
Ballard	<5	Suppressed
Barren	<5	Suppressed
Bath	<5	Suppressed
Bell	6	Suppressed
Boone	16	10.8
Bourbon	<5	Suppressed
Boyd	35	65.5
Boyle	9	Suppressed
Bracken	<5	Suppressed
Breathitt	5	Suppressed
Breckinridge	<5	Suppressed
Bullitt	15	16.7
Butler	<5	Suppressed
Caldwell	0	0.0
Calloway	<5	Suppressed
Campbell	15	16.1
Carlisle	<5	Suppressed

Counts greater than zero but less than five and rates based on counts greater than zero but less than 10 were suppressed in accordance with state data release policy. Rates based on counts less than 20 are unstable and should be interpreted with caution. Data are provisional and subject to change. Produced by the Kentucky Injury Prevention and Research Center, as bona fide agent for the Kentucky Department for Public Health. April 2026. Data source: Kentucky Death Certificate Database, Kentucky Office of Vital Statistics, Cabinet for Health and Family Services.

Table 12, *cont.*: Counts of Drug Overdose Deaths and Age-Adjusted Drug Overdose Mortality Rates, by Kentucky County of Residence, 2025

County	Count of Drug Overdoses	Age-Adjusted Drug Overdose Mortality Rate
Kentucky	1,110	24.3
Carroll	<5	Suppressed
Carter	10	43.0
Casey	<5	Suppressed
Christian	10	17.2
Clark	17	49.0
Clay	11	55.5
Clinton	<5	Suppressed
Crittenden	0	0.0
Cumberland	0	0.0
Daviess	20	19.7
Edmonson	<5	Suppressed
Elliott	<5	Suppressed
Estill	11	66.9
Fayette	72	23.3
Fleming	<5	Suppressed
Floyd	21	55.6
Franklin	16	31.1
Fulton	<5	Suppressed
Gallatin	<5	Suppressed
Garrard	12	59.4

Counts greater than zero but less than five and rates based on counts greater than zero but less than 10 were suppressed in accordance with state data release policy. Rates based on counts less than 20 are unstable and should be interpreted with caution. Data are provisional and subject to change. Produced by the Kentucky Injury Prevention and Research Center, as bona fide agent for the Kentucky Department for Public Health. April 2026. Data source: Kentucky Death Certificate Database, Kentucky Office of Vital Statistics, Cabinet for Health and Family Services.

Table 20, *cont.*: Counts of Drug Overdose Deaths and Age-Adjusted Drug Overdose Mortality Rates, by Kentucky County of Residence, 2025

County	Count of Drug Overdoses	Age-Adjusted Drug Overdose Mortality Rate
Kentucky	1,110	24.3
Grant	6	Suppressed
Graves	<5	Suppressed
Grayson	6	Suppressed
Green	<5	Suppressed
Greenup	11	36.3
Hancock	<5	Suppressed
Hardin	26	21.7
Harlan	8	Suppressed
Harrison	5	Suppressed
Hart	<5	Suppressed
Henderson	<5	Suppressed
Henry	<5	Suppressed
Hickman	<5	Suppressed
Hopkins	6	Suppressed
Jackson	5	Suppressed
Jefferson	237	30.1
Jessamine	12	20.3
Johnson	6	Suppressed
Kenton	40	21.7
Knott	7	Suppressed

Counts greater than zero but less than five and rates based on counts greater than zero but less than 10 were suppressed in accordance with state data release policy. Rates based on counts less than 20 are unstable and should be interpreted with caution. Data are provisional and subject to change. Produced by the Kentucky Injury Prevention and Research Center, as bona fide agent for the Kentucky Department for Public Health. April 2026. Data source: Kentucky Death Certificate Database, Kentucky Office of Vital Statistics, Cabinet for Health and Family Services.

Table 12, *cont.*: Counts of Drug Overdose Deaths and Age-Adjusted Drug Overdose Mortality Rates, by Kentucky County of Residence, 2025

County	Count of Drug Overdoses	Age-Adjusted Drug Overdose Mortality Rate
Kentucky	1,110	24.3
Knox	10	34.1
Larue	<5	Suppressed
Laurel	17	25.7
Lawrence	<5	Suppressed
Lee	9	Suppressed
Leslie	6	Suppressed
Letcher	<5	Suppressed
Lewis	<5	Suppressed
Lincoln	6	Suppressed
Livingston	<5	Suppressed
Logan	6	Suppressed
Lyon	0	0.0
Madison	34	33.3
Magoffin	<5	Suppressed
Marion	6	Suppressed
Marshall	9	Suppressed
Martin	6	Suppressed
Mason	<5	Suppressed
McCracken	10	13.3
McCreary	<5	Suppressed

Counts greater than zero but less than five and rates based on counts greater than zero but less than 10 were suppressed in accordance with state data release policy. Rates based on counts less than 20 are unstable and should be interpreted with caution. Data are provisional and subject to change. Produced by the Kentucky Injury Prevention and Research Center, as bona fide agent for the Kentucky Department for Public Health. April 2026. Data source: Kentucky Death Certificate Database, Kentucky Office of Vital Statistics, Cabinet for Health and Family Services.

Table 12, *cont.*: Counts of Drug Overdose Deaths and Age-Adjusted Drug Overdose Mortality Rates, by Kentucky County of Residence, 2025

County	Count of Drug Overdoses	Age-Adjusted Drug Overdose Mortality Rate
Kentucky	1,110	24.3
McLean	<5	Suppressed
Meade	<5	Suppressed
Menifee	<5	Suppressed
Mercer	<5	Suppressed
Metcalfe	<5	Suppressed
Monroe	0	0.0
Montgomery	12	36.8
Morgan	<5	Suppressed
Muhlenberg	<5	Suppressed
Nelson	<5	Suppressed
Nicholas	0	0.0
Ohio	6	Suppressed
Oldham	6	Suppressed
Owen	<5	Suppressed
Owsley	<5	Suppressed
Pendleton	5	Suppressed
Perry	8	Suppressed
Pike	20	38.0
Powell	7	Suppressed
Pulaski	12	21.2

Counts greater than zero but less than five and rates based on counts greater than zero but less than 10 were suppressed in accordance with state data release policy. Rates based on counts less than 20 are unstable and should be interpreted with caution. Data are provisional and subject to change. Produced by the Kentucky Injury Prevention and Research Center, as bona fide agent for the Kentucky Department for Public Health. April 2026. Data source: Kentucky Death Certificate Database, Kentucky Office of Vital Statistics, Cabinet for Health and Family Services.

Table 12, *cont.*: Counts of Drug Overdose Deaths and Age-Adjusted Drug Overdose Mortality Rates, by Kentucky County of Residence, 2025

County	Count of Drug Overdoses	Age-Adjusted Drug Overdose Mortality Rate
Kentucky	1,110	24.3
Robertson	0	0.0
Rockcastle	12	78.8
Rowan	10	45.9
Russell	6	Suppressed
Scott	10	16.6
Shelby	7	Suppressed
Simpson	<5	Suppressed
Spencer	6	Suppressed
Taylor	12	44.0
Todd	<5	Suppressed
Trigg	5	Suppressed
Trimble	<5	Suppressed
Union	<5	Suppressed
Warren	14	9.7
Washington	<5	Suppressed
Wayne	<5	Suppressed
Webster	<5	Suppressed
Whitley	16	45.4
Wolfe	5	Suppressed
Woodford	7	Suppressed

Counts greater than zero but less than five and rates based on counts greater than zero but less than 10 were suppressed in accordance with state data release policy. Rates based on counts less than 20 are unstable and should be interpreted with caution. Data are provisional and subject to change. Produced by the Kentucky Injury Prevention and Research Center, as bona fide agent for the Kentucky Department for Public Health. April 2026. Data source: Kentucky Death Certificate Database, Kentucky Office of Vital Statistics, Cabinet for Health and Family Services.

About the Annual Overdose Fatality Report

House Bill 1, from the 2012 Special Session, mandates that the Office of Drug Control Policy, in cooperation with the Office of the State Medical Examiner, prepare and publish an annual report for the Secretary of the Justice and Public Safety Cabinet that includes:

1. The number of drug-related deaths;
2. The decedent's age, race, and gender, but not their last name or address;
3. The counties in which those deaths occurred;
4. The scientific, trade, or generic names of the drugs involved; and
5. The method by which the drugs were obtained, when available.

The report is compiled from data collected by the Office of the State Medical Examiner, the Kentucky Injury Prevention and Research Center, and the Kentucky Office of Vital Statistics. The Kentucky Injury Prevention and Research Center, with support from the Centers for Disease Control and Prevention, launched the Drug Overdose Technical Assistance Core (DOTAC) to support local health departments, community coalitions, and state and local agencies in their efforts to address substance misuse, abuse, and overdose. DOTAC's goal is to support and enhance local agencies' and community organizations' access to timely local data and analytical results on controlled substance prescribing, drug-related morbidity, and mortality trends. More information on the available data, analytics, and community services is available in KIPRC's online [resources library](#).

Reports produced by the Centers for Disease Control and Prevention include both deaths of Kentucky residents and nonresidents in their reporting. Kentucky's overdose report includes only the deaths of Kentucky residents, which has been the standard since the Kentucky General Assembly first required this annual report. The Kentucky Office of Drug Control Policy includes resident deaths only in order to better target drug overdose prevention activities for Kentuckians.

Definitions

Drug overdose deaths include events with an underlying cause of death code of X40–X44, X60–X64, X85, or Y10–Y14. Drug overdose deaths involving specific drug types are identified through toxicology testing of blood, urine, and/or vitreous fluids.

Data Sources

Drug overdose deaths were identified through the Kentucky Death Certificate Database, Kentucky Office of Vital Statistics, Cabinet for Health and Family Services.

Toxicology testing results were accessed through the Drug Overdose Fatality Surveillance System, which utilizes post-mortem toxicology reports, coroner investigations, medical examiner autopsy reports, and data from the Kentucky All-Schedule Prescription Electronic Reporting records paired with the death certificate data described above.

Population estimates are based on the US Census Bureau's Annual County Resident Population Estimates by Age, Sex, Race, and Hispanic Origin. All rates presented in this report have been age-adjusted using the US Standard 2000 population. Population estimates for 2025 were not available at the time this report was generated. Rates for 2025 are based on the population estimates for 2024.

Special thanks to the following agencies for their contribution to the 2025 Kentucky Overdose Fatality Report: University of Kentucky College of Public Health, the Kentucky Injury Prevention and Research Center, and the Kentucky Department for Public Health.

